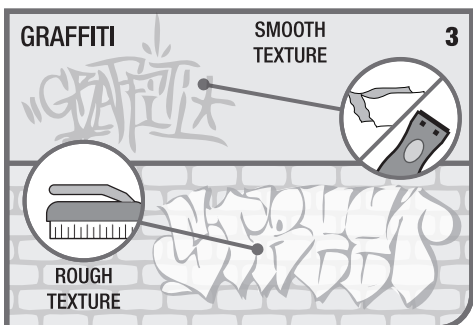

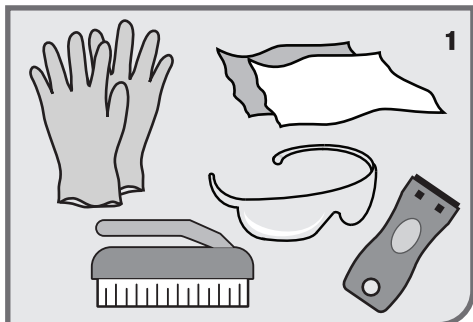




CLEANING INSTRUCTIONS



USES

To remove graffiti and decal residue from concrete, metal, plastic, oil-based paints, baked enamel, glass, tile, brick, stone, masonry, ceramic material and reflective coatings on street signs.

FREQUENCY

As needed

TASK DURATION

Depends on amount of surface coverage of graffiti and how extensive the graffiti damage may be.

Note: Always pretest this product on a small, inconspicuous area before use

PREPARATION

1. Make sure to have gloves, goggles, scrubber and cloth towels prior to use. Access to a water hose is a plus.
2. Shake VIVX® canister prior to spraying surface.

TO REMOVE GRAFFITI

1. Spray surface from approx. 6-8 inches away letting product sit 5-10 seconds before cleaning.
2. To remove graffiti from smooth surfaces, use a cloth or hand towel. For rough surfaces, use nylon scrub brush.
3. Rinse all treated surfaces with water.
4. If necessary, repeat applicable steps.

TO REMOVE DECALS

1. Using CAF plastic scraper with blade, start at any corner and apply firm pressure across surface to begin to lift decal and continuing along until removed.
2. For left over paper residue, apply a small amount of VIVX as instructed on container.
3. Using CAF scraper agitate residue until lifted and remove with cloth.



HAVE QUESTIONS? NEED TRAINING?
WE'RE HERE TO HELP!



Visit www.mycaf.com for additional product information, SDS, training materials, product videos and more.

