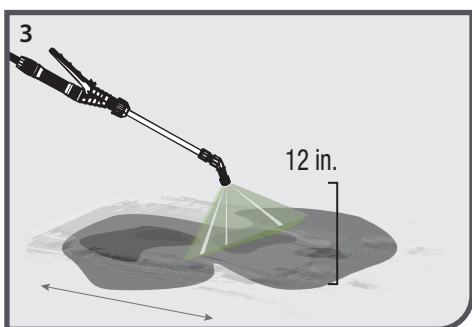
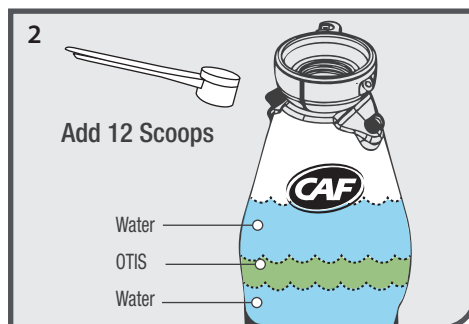





MULTI-SURFACE CLEANER CLEANING INSTRUCTIONS

2 GALLON APPLICATION



EFFECTIVE ON

- Fuel dispensers
- Food surfaces
- Stainless steel
- Garbage cans
- Painted metals
- Plastic
- Laminate
- Other surfaces

FREQUENCY

1 time weekly or as needed.

TASK DURATION

Depending on surface, 1-5 minutes per task when used weekly.

PREPARATION

1. Ensure the area is dry and free of trash and debris

TO CLEAN

2. Add a small amount of water to 2 gallon sprayer tank. Using scoop provided, add 12 scoops of OTIS and fill with more water to 1 gallon mark. Close and tighten lid Sprayer pump. Begin pumping handle to create a pressure in the tank.

3. After pumping sprayer, begin spraying OTIS Multi-Surface Cleaner directly onto the soda and/or coffee stain(s). Spraying approx. 12 in. from surface.

4. Allow a minute for OTIS to soak into stain. Using deck brush, scrub the stained area in a back and forth motion. Then scrub across the stain in the opposite direction.

Optional - Rinse with clean water.



NSF Registered by NSF
Category Code A1
Registration No. 153134



Notes: Not recommended for use on oxidized surfaces.

HAVE QUESTIONS? NEED TRAINING?
WE'RE HERE TO HELP!



FOR TRAINING VIDEOS AND PRODUCT INFORMATION:
www.mycaf.com/training (888) 737-0025

