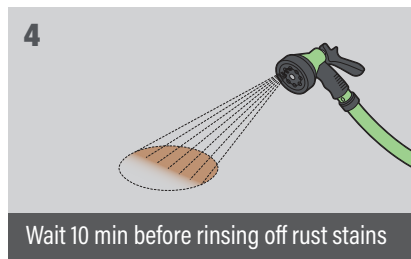
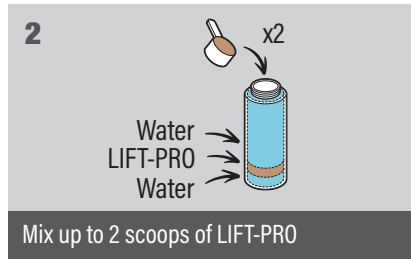




RUST STAIN REMOVER INSTRUCTIONS

Squeeze Bottle Instructions



EFFECTIVE ON

- Concrete
- Asphalt
- Parking lots
- Sidewalks
- Driveways
- Pavers
- Forecourts
- Fueling stations
- Drive Thrus

FREQUENCY

- As Needed

TASK DURATION

15 - 20 minutes

TIPS

LIFT-PRO that has been mixed with water is only effective for up to an hour after mixing. For best results use immediately after mixing.

For thick rust stain buildups, use stiff bristle, wire brush, or deck brush to scrub LIFT-PRO on surface after application and before rinsing.

PREPARATION

1. Clean and remove any grease, oil, dirt, or debris from rust-stained areas.
2. Add a small amount of water to the squeeze bottle. Add 1 scoops of LIFT-PRO per 8 oz water. Add the remaining water. Cover tip of bottle and shake to mix until all concentrate is dissolved and wait until solution thickens (about 1 minute). To alleviate any built-up pressure after shaking, untwist the lid slightly, and re-tighten.

APPLICATION

3. Promptly apply LIFT-PRO to surround entire rust stain. Then cover the stain using back and forth motion until LIFT-PRO completely coats the rust stain. Use all LIFT-PRO that was mixed. Allow solution to sit for at least 10 minutes.
4. Using a hose or bucket of water, rinse off LIFT-PRO.

LIFT-PRO	WATER	COVERAGE
1 Scoops	8 oz	4 sq ft
2 Scoops	16 oz	8 sq ft




SAFETY: Avoid contact with eyes. Remove and rinse any clothing come into contact with LIFT-PRO. Wash off skin that has come into contact with LIFT-PRO. Mix in a well-ventilated area and avoid breathing in concentrate dust.



HAVE QUESTIONS? NEED TRAINING? WE'RE HERE TO HELP!



Visit www.mycaf.com for additional product information, SDS, training materials, product videos and more.



www.mycaf.com | (888) 737-0025

COPYRIGHT © 2024 CAF, INC. ALL RIGHTS RESERVED. 2024072388