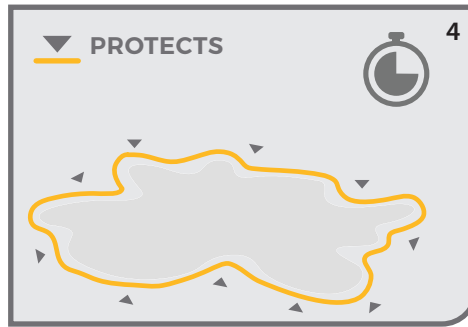






ASPHALT CLEANER & HARDENER CLEANING INSTRUCTIONS



EFFECTIVE ON

- Asphalt
- Parking lots
- Driveways
- Drive thrus
- Forecourts

FREQUENCY

As needed. For best results, 2-3 applications per week may be required for tougher stains and current asphalt damage

TASK DURATION

2-3 minutes per task when used weekly.

TO CLEAN

Preparation:

1. Ensure area is free from debris and trash.
2. Apply product directly onto the stained area. Start with just 1/4 cup of product towards 20 sq. ft. area (4 ft. x 5 ft.) More product can be added as necessary.
3. Keeping broom in contact with surface, sweep in a circular motion until product is fully dispersed throughout oil stained asphalt.
4. Repeat steps one and two 2-3x weekly. Product will continue to clean up oil in addition to hardening and protecting asphalt from further damage.



RESTORES ASPHALT INTEGRITY
PATENT PENDING FORMULA



HAVE QUESTIONS? NEED TRAINING?
WE'RE HERE TO HELP!



Visit www.mycaf.com for additional product information, SDS, training materials, product videos and more.

