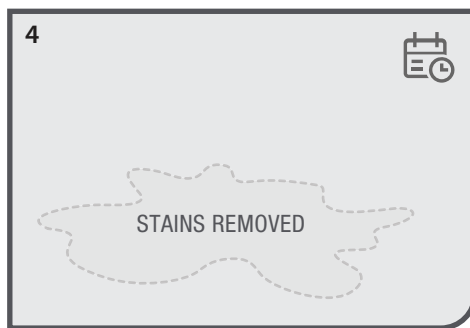
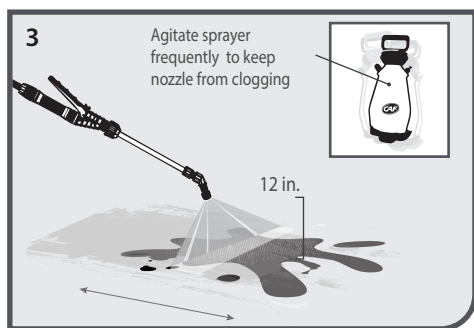
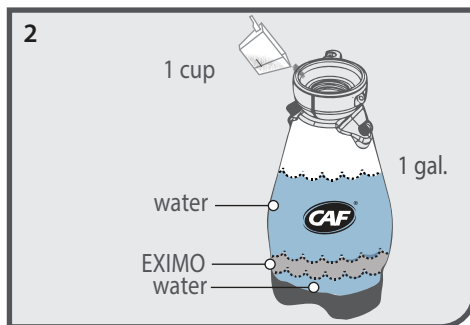





# WATERLESS CONCRETE CLEANER CLEANING INSTRUCTIONS

## WET APPLICATION



## EFFECTIVE ON

- Concrete
- Forecourts
- Parking lots
- Sidewalks
- Driveways
- Pavers
- Drive Thrus

## FREQUENCY

Apply 1-2 times per week.

## TASK DURATION

1-2 minutes per task when used weekly.

## TIP

Use an application schedule for best results.

## RESULTS

Stains are reduced within 2-3 weeks and fully treated and removed in 4-6 weeks.

## PREPARATION

1. First remove any trash or debris from application area.

## TO MIX

2. Add water to a 2 gallon sprayer tank. Using scoop provided, add 1 cup of EXIMO® to 1 gallon of water and mix thoroughly. Afterward, attach pump handle and begin to pressurize the sprayer tank.

## TO APPLY

3. Keep sprayer 12 in. from the surface and begin applying EXIMO using even strides on the surface as you walk. Agitate sprayer often to avoid product settlement and reduce clogging.

4. Oil stains are removed in 4-6 weeks. Reapply weekly to avoid future stains.



**Note:** EXIMO breaks down hydrocarbon chains within the petroleum stains on the surface, and deep inside the pores of the concrete, restoring the surface to its original appearance.



**HAVE QUESTIONS? NEED TRAINING?  
WE'RE HERE TO HELP!**



FOR TRAINING VIDEOS AND PRODUCT INFORMATION:  
[www.mycaf.com/training](http://www.mycaf.com/training) (888) 737-0025



[www.mycaf.com](http://www.mycaf.com) | (888) 737-0025 | PO Box 1121, Maple Valley, WA 98038

COPYRIGHT © 2022 CAF, INC. ALL RIGHTS RESERVED. 202208150026