
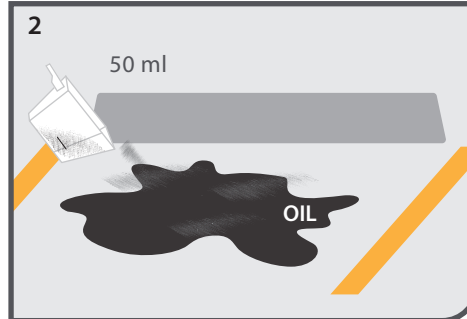
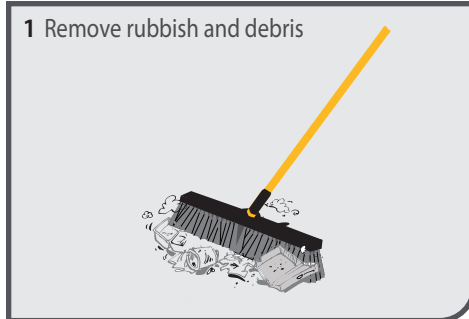




ASPHALT CLEANER & HARDENER CLEANING INSTRUCTIONS

Dry Application



EFFECTIVE ON

- Asphalt
- Car parks
- Driveways
- Drive thrus
- Forecourts

FREQUENCY

As needed. For best results, 2-3 applications per week may be required for tougher stains and current asphalt damage.

TASK DURATION

2-3 minutes per task when used weekly.

RESULTS

FORO is a time-driven process - Stains are reduced within 2-3 weeks and fully removed in 4-6 weeks.

PREPARATION

1. Ensure area is free from rubbish and debris.

TO APPLY

2. Using provided scoop, apply FORO® directly onto oil stain. 50 ml will cover up to 2 m², the average size of one fuel lane or parking space.

3. Keeping broom in contact with surface, sweep FORO forward and backwards across the oil stain. Next, sweep across the initial line until FORO is fully dispersed.

4. Repeat 2-3 times weekly. Product will continue to clean up oil, in addition, to hardening and protecting asphalt from further damage.

Note: Applying the correct amount of FORO should leave no excess - if product remains, continue sweeping until FORO is fully dispersed.



**HAVE QUESTIONS? NEED TRAINING?
WE'RE HERE TO HELP!**



FOR TRAINING VIDEOS AND PRODUCT INFORMATION:
www.mycaf.com/training ☎ +31 202 254 552

